

Matchline See This Sheet






Matchline See This Sheet

NOT INCLUDED

NOT INCLUDED



LEGEND:

	PARK AREAS (5.85 ACRES)
	FORMAL LANDSCAPE AREAS (14.14 ACRES)
	GENERAL LANDSCAPE AREAS (38.44 ACRES)
	WATER AREAS (66.61 ACRES)
	OUTFALLS